




Week 1	Week 2	Week 3
<p style="text-align: center;">See PURPLEMASH for the following:</p> <p>Phonics: -Complete the 2do for phonics on PurpleMash. - YouTube - Mr Thorne does Phonics, Jolly Phonics, Geraldine the Giraffe - www.phonicsplay.com - Buried treasure</p> <p>Maths: -Practise writing number 1-20. Can you put these numbers in order? -Can you make number bonds to 10 using the whole part model? Find as many different ways to make 10.</p> <p>Science: Create an autumn picture. What are an Autumn signs ?Write a list.</p>	<p style="text-align: center;">See PURPLEMASH for the following:</p> <p>KLP: Facts about Ghana -Can you find Ghana on the world map? What continent is Ghana in? What oceans surround it? -Research 5 fun facts about Ghana</p>  <p>Maths: -Can you write one more one less than 1,3,7,9 -Count in 2's up to 20 -Can you sort some objects at home into colour,size,shape. -Can you hide a favourite object around house and describe where you find it. (For example, behind,next to,in front,below,above,under)</p>	<p style="text-align: center;">See PURPLEMASH for the following:</p> <p>English: Three little pigs Can you write some sentences to describe the three Little Pigs? Remember to include capital letters, fingers spaces and full stops.</p>  <p>Maths: Addition and subtraction '2do' -Complete the 2do for phonics on PurpleMash. Can you practise your addition and subtraction skills to 10? E.g. 8+2 = 10 , 6-2=4 What real life things can you use to help you?</p>

Week 4	Week 5	Week 6
<p style="text-align: center;">See PURPLEMASH for the following:</p> <p>Science: Autumn Create an autumn picture. You can use real things such as leaves, acorns etc or different materials to make a collage. (you can upload a picture of this onto PurpleMash, see separate sheet).</p> <p>Maths: Counting in 2s (2do) In class we will be learning how to count in 2s. Practise on the following website and complete the 2do on PurpleMash. (sequence snake) www.topmarks.com/maths-games</p>	<p style="text-align: center;">See PURPLEMASH for the following:</p> <p>KLP: Weaving Design and create your own version of a Kente Cloth. Can you use a weaving technique? (you can upload a picture of this onto PurpleMash, see separate sheet).</p>  <p>Maths: Can you make your own number line from 0-20? Can you count backwards within 10 ?Lets practise</p>	<p style="text-align: center;">See PURPLEMASH for the following:</p> <p>English: Can you write sentences to describe Autumn, consider exciting adjectives and your senses such as; 'I can see rough, crunchy leaves.'</p> <p>Maths: Practise counting within 20. You could use questions: How many apples are there? • So how many counters do you need? • How can you use cubes to show how many leaves you have? • Draw circles to show the sweets. How many circles will you draw? • I have 7 counters. Which picture do they match?</p>

Weekly essentials:

Times tables:
 Focus on your target times tables. By the end of Year 1, all children are expected to be able to count in multiples of 2, 5 and 10 and be able to recall all of the doubles and halves to 10.

Reading:
 Year 1 children should read every day for 15 minutes. Remember to make a comment in your diary so we know when books need to be changed! These will be checked on a **daily** basis. Work on your fluency. How many words can you read in a minute? It is expected for a Year 1 child to read between 60-90 words a minute.

